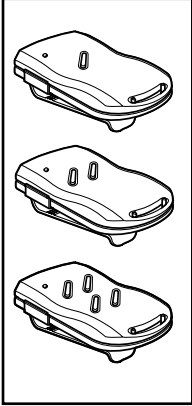


15. ACCESSORIES

The following accessories are designed to provide added convenience, satisfaction and value to your door opener system. Accessories are available from your dealer. If you have difficulty locating available accessories, please contact us directly at the number listed on page 32 of this manual.

Fig. 58



MIDI TRANSMITTERS

- Advanced 40MHz and 433 MHz multibit technology for better, more secure signal transmission.
- Slim design (2"W x 3-1/2"L).
- Complete with mounting bracket and visor clip.
- Permits control up to 4 separate openers or devices.
- Battery included.

MINI TRANSMITTERS

- Advanced 40MHz multibit technology for better, more secure signal transmission.
- Slim design (1-1/2"W x 2-3/8"L).
- Complete with mounting bracket and visor clip.
- Permits control up to 4 separate openers or devices.
- Battery included.

MIDI TRANSMITTER

| Description | Frequency | Model # | Part # |
|-------------|-----------|----------|---------|
| 1-Channel | 40MHz | ML-1401V | 8030469 |
| | 433MHz | ML-1431V | 8009234 |
| 2-Channel | 40MHz | ML-1402V | 8030470 |
| | 433MHz | ML-1432V | 8009235 |
| 4-Channel | 40MHz | ML-1404V | 8030471 |
| | 433MHz | ML-1434V | 8009236 |

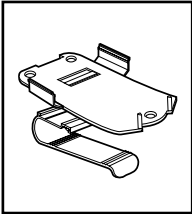
MINI TRANSMITTER

| Description | Frequency | Model # | Part # |
|-------------|-----------|----------|---------|
| 1-Channel | 40MHz | ML-2401V | 8030475 |
| 2-Channel | 40MHz | ML-2402V | 8030476 |
| 4-Channel | 40MHz | ML-2404V | 8030477 |



PUSHBUTTON

- Permits control of opener.
 - Easy to Install.
 - Mounting hardware and wire included.
- Model#: ML-PB-1
Part#: 8030277

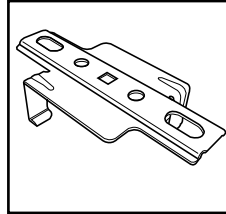


MIDI & MINI VISOR CLIP AND MOUNTING PLATE

- Securely mounts transmitter to different surfaces and locations.
- Leave your transmitter or take it with you.

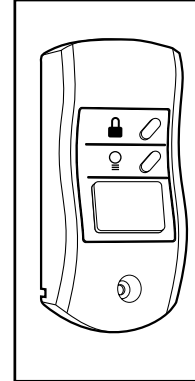
MIDI Model#: ML-900
Part#: 0047918

MINI Model#: ML-910
Part#: 8030462



SUPPORT BRACKET

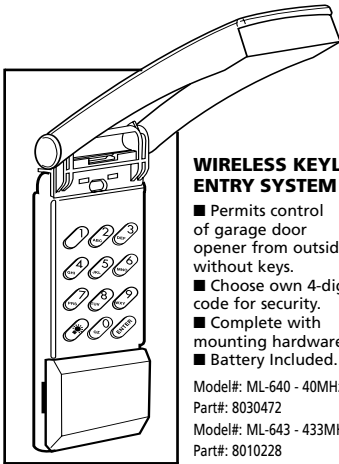
- Helps support rail 13' and longer.
- Part#: 8054214



WALL CONTROL PANEL

- Provides control buttons for Light and Vacation/Lock function.
- Illuminated door Pushbutton for easy locating in dark.
- Mounting hardware and wire included.

Model#: ML-543
Part#: 0047304

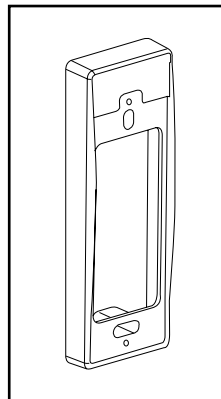


WIRELESS KEYLESS ENTRY SYSTEM

- Permits control of garage door opener from outside without keys.
- Choose own 4-digit code for security.
- Complete with mounting hardware.
- Battery Included.

Model#: ML-640 - 40MHz
Part#: 8030472

Model#: ML-643 - 433MHz
Part#: 8010228



WIRELESS KEYLESS SPACER PLATE

- Provides Wireless Keyless isolation from metal surfaces.
- Complete with hardware kit.

Model#: ML-600
Part#: 8030541

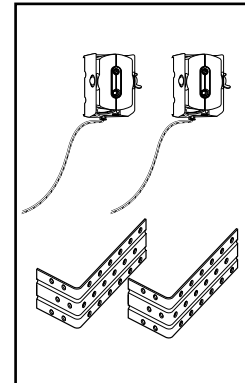


PHOTO EYE SAFETY SYSTEM

- Provides a system of protection for you and your family.
- Designed to suit your particular garage environment.
- Mounting hardware and wiring included.
- Easy to Install.

Model#: ML-705
Part#: 0047454

EXTENDED BELT RAIL SYSTEMS

- One-piece belt rail assemblies for 8' or 10' doors.
- Completely assembled, ready to install.

11' Belt Rail Assembly for 8' Door:

Model#: ML-808B, Part#: 8030047

13' Belt Rail Assembly for 10' Door:

Model#: ML-810B, Part#: 8030048

EXTENDED CHAIN RAIL SYSTEMS

- One-piece chain rail assemblies for 8' or 10' doors.
- Completely assembled, ready to install.

11' Chain Rail Assembly for 8' Door:

Model#: ML-808C, Part#: 8030024

13' Chain Rail Assembly for 10' Door:

Model#: ML-810C, Part#: 8030025