


MDF Series


Heavy Duty 3 Phase Commercial Operators for Large & Springless Rolling Steel Doors



Learn More

Marantec America Corporation
5705 Centerpoint Court
Gurnee, Illinois 60031
tel: 1-888-622-2489
www.marantecamerica.com

MDF Series

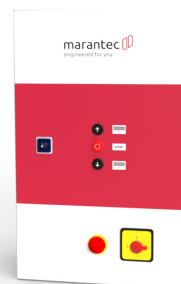


Features: MDF Series

- Direct-drive AC motor with thermal protection.
- Integrated Safety Catch Device.
- Can be installed and programmed in minutes.
- Direct drive operator, shaft side-mount installation.
- Gear boxes with a multitude of shaft sizes for just about any installation.
- Electronic limits with absolute encoder.
- Optional 315 HZ module radio receiver able to connect to unlimited transmitters.
- Programming takes place via a pluggable LCD monitor.
- Optional version with frequency inverter available that allows for variable speeds.




CS 320 External Control Box



*for illustration purposes only

Features: CS 320 External Control Box





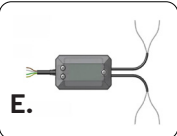

- Designed for use in industrial areas on most types of commercial doors.
- Integrated 3 button Open-Close-Stop for standard operation.
- Works with Marantec commercial operators featuring an electronic absolute encoder or mechanical limit switch (MEC) or an electronic limit position system (AWG).
- Connects to multiple command and safety devices.
- IP 65 for steel enclosure and IP 54 for Polyurethane enclosure.
- UL 325 Commercial Listed



Technical Data

Description	MTZ
Drive Motor Speed min-1	45-156
Maximum Safety Catch Torque	309
Static Holding Torque	N/A
Power Specs	480V/60Hz/3 Phase
Control Voltage	24V
Maximum Cycles per Hour	45
Maximum Cycles per Day	1080
Temperature Range	-4 F / 140 F
Countinuous Sound Pressure Level	< 70
Unit Weight	41.9 lbs
Maximum Output Revolutions	13
Shaft Diameter	1" or 1.25"
Connection to the Drive Shaft	Direct

Accessories

		Item	Part No.	Description
 A.	 B.	A	158766	315 Mhz Remote Activation Kit Includes: 2 button remote, receiver, and remote holder
		B	64976	Drive Shaft Adapter - Keyed Solid Shaft 1"
 C.	 D.	C	185016	Industrial Photo Eyes Indoor use, NEMA 1 rated, max. range of 30 ft.
		D	185017	NEMA 4x Photo Eyes Flexible rubber housings resist water spray/ corrosion; indoor/outdoor use, IP65 rated; max range of 45 ft.
 E.	 F.	E	185018	Connect Kit for Dual Photo Eye Configuration
		F	159261	Signal Light 950 - Amber
		G	148414	Light 100 Red/Green Traffic Light (Not Pictured)



Backed by our
2 Years or 40,000 Cycles Warranty



Operator Dimensions

Operator will differ in size
depending on model.

